

Name: _____

Date: _____

Page 1



a


a

a

a

a

a



Name: _____

Date: _____

Page 1



b

b



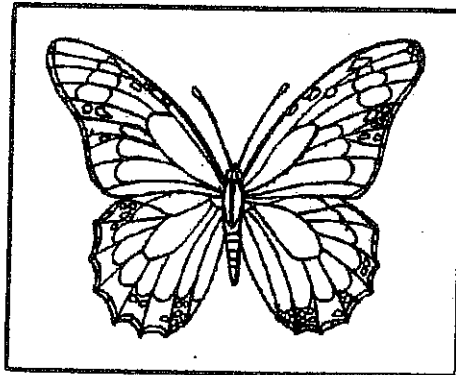
b

b



b

b




Name: _____

Date: _____

Page 1



Handwriting practice lines for the letter 'c'. Each row consists of a solid top line, a dashed middle line, and a solid bottom line. The first two rows contain a solid 'c', a dashed 'c', and three dots on the middle line. The next two rows contain a solid 'c', a dashed 'c', and three dots on the middle line. The final two rows contain a solid 'c', a dashed 'c', and three dots on the middle line.



Name: _____

Date: _____

Page 1



d

d

.

.

.

d

d

.

.

.


d

d

.

.

.



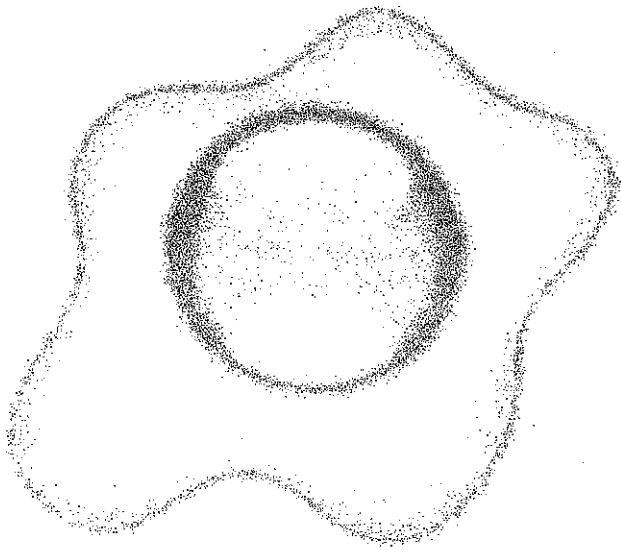
Name: _____

Date: _____

Page 1



Handwriting practice lines for the letter 'e'. Each row consists of a solid top line, a dashed middle line, and a solid bottom line. The first row contains a lowercase 'e' on the left, followed by a dotted 'e' for tracing, and three dots on the middle line. The second row contains a lowercase 'e' on the left, followed by a dotted 'e' for tracing, and three dots on the middle line. The third row contains a lowercase 'e' on the left, followed by a dotted 'e' for tracing, and three dots on the middle line. The fourth row contains a lowercase 'e' on the left, followed by a dotted 'e' for tracing, and three dots on the middle line.



Name: _____

Date: _____


Page 1



f f

f f

f f



Name: _____

Date: _____

Page 1



g


g

g

g

g

g



Name: _____

Date: _____

Page 1



h h

h h

h h



Name: _____

Date: _____

Page 1

Handwriting practice grid for the letter 'i'. Each row consists of four horizontal lines: a top solid line, a middle dashed line, a bottom solid line, and a descender line. The first two lines of each row contain a lowercase 'i' with a dot above it. The first 'i' is solid, and the second is dashed. The remaining lines of each row contain three dots on the dashed line, serving as starting points for writing the letter. To the left of each row are four small illustrations: a girl's face, a bird, a caterpillar, and a frog.



Name: _____

Date: _____

Page 1



j

j



j

j



j

j



Name: _____

Date: _____


Page 1



Handwriting practice row for uppercase 'K' and lowercase 'k'. The row consists of four horizontal lines: a solid top line, a dashed middle line, and two solid bottom lines. On the left, there is a solid uppercase 'K' and a dashed lowercase 'k'. To the right of these are three sets of dots on the top line, serving as starting points for writing.

Handwriting practice row for uppercase 'K' and lowercase 'k'. The row consists of four horizontal lines: a solid top line, a dashed middle line, and two solid bottom lines. On the left, there is a solid uppercase 'K' and a dashed lowercase 'k'. To the right of these are three sets of dots on the top line, serving as starting points for writing.

Handwriting practice row for uppercase 'K' and lowercase 'k'. The row consists of four horizontal lines: a solid top line, a dashed middle line, and two solid bottom lines. On the left, there is a solid uppercase 'K' and a dashed lowercase 'k'. To the right of these are three sets of dots on the top line, serving as starting points for writing.



Name: _____

Date: _____

Page 1



Handwriting practice grid with four rows. Each row contains a cartoon character on the left and a set of three horizontal lines (top, dashed middle, bottom). The first two lines of each row contain a solid vertical bar and a dashed vertical bar. The top line of each row has three dots for starting points. The bottom line of each row is empty.



Name: _____

Date: _____

Page 1



m m . . .



m m . . .



m m . . .



Name: _____

Date: _____

Page 1



n n . . .


n n . . .

n n . . .

Name: _____

Date: _____

Page 1



Name: _____

Date: _____

Page 1



Handwriting practice row 1. It features a solid top line, a dashed middle line, and a solid bottom line. On the left, there is a large uppercase 'P' and a large lowercase 'p'. To their right, there are three dots on the dashed middle line, serving as starting points for writing more letters.

Handwriting practice row 2. It features a solid top line, a dashed middle line, and a solid bottom line. On the left, there is a large uppercase 'P' and a large lowercase 'p'. To their right, there are three dots on the dashed middle line, serving as starting points for writing more letters.

Handwriting practice row 3. It features a solid top line, a dashed middle line, and a solid bottom line. On the left, there is a large uppercase 'P' and a large lowercase 'p'. To their right, there are three dots on the dashed middle line, serving as starting points for writing more letters.



Name: _____

Date: _____

Page 1



qu



qu




qu



Name: _____

Date: _____

Page 1



Name: _____

Date: _____

Page 1



S


s s s

S

s s s

S

s s s



Name: _____

Date: _____


Page 1



Handwriting practice row 1. It features a solid top line, a dashed middle line, and a solid bottom line. On the left, there is a solid cross and a dotted cross. On the right, there are three dots on the top line, three dots on the middle line, and three dots on the bottom line.

Handwriting practice row 2. It features a solid top line, a dashed middle line, and a solid bottom line. On the left, there is a solid cross and a dotted cross. On the right, there are three dots on the top line, three dots on the middle line, and three dots on the bottom line.

Handwriting practice row 3. It features a solid top line, a dashed middle line, and a solid bottom line. On the left, there is a solid cross and a dotted cross. On the right, there are three dots on the top line, three dots on the middle line, and three dots on the bottom line.



Name: _____

Date: _____

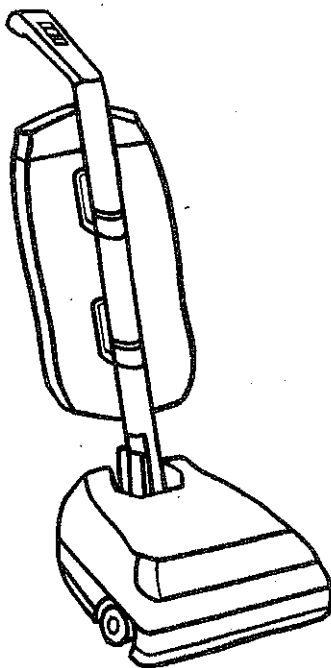
Page 1

Handwriting practice grid for the letter 'u'. Each row consists of four horizontal lines: a top solid line, a middle dashed line, a bottom solid line, and a descender line. The first two lines of each row contain a large lowercase 'u' and a smaller lowercase 'u'. The third line contains three dots on the dashed line, serving as starting points for writing. The fourth line is empty. To the left of each row are four small illustrations: a bird, a fish, a caterpillar, and a frog.

Name: _____

Date: _____

Page 1



Name: _____

Date: _____

Page 1



W



w

W

w

W

w



Name: _____

Date: _____

Page 1



Handwriting practice grid with three rows. Each row consists of four horizontal lines: a solid top line, a dashed middle line, a solid baseline, and a solid bottom line. The first two rows contain a solid 'X' followed by a dashed 'X' on the middle line, and three dots on the middle line. The third row contains a solid 'X' followed by a dashed 'X' on the middle line, and three dots on the middle line.



Name: _____

Date: _____

Page 1



Y

Y



Y

Y



Y

Y



Name: _____

Date: _____

Page 1

Handwriting practice grid with three rows. Each row includes a cartoon animal icon (a cat, a bird, and a dog) on the left. The first row shows a solid uppercase 'Z', a dashed uppercase 'Z' for tracing, and a solid lowercase 'z'. The second row shows a solid uppercase 'Z', a dashed uppercase 'Z' for tracing, and a solid lowercase 'z'. The third row shows a solid uppercase 'Z', a dashed uppercase 'Z' for tracing, and a solid lowercase 'z'. Each row has a dashed midline and a solid baseline.

