

Web Design Development

& Production

Spring 2011

Mr. Butler
Department of Technology
John Jay High School
Wappingers Central School District

Course Description

- ❑ Web Design is a half year, half credit course taught by the Department of Technology at John Jay.
 - ❑ Web Design is designed for students who previously taken Computer Graphics and would like to advance their skills learned by applying them the World Wide Web medium.
 - ❑ In Web Design you will study and experience technologies used in the planning, preparation, and maintaining stages of Web Design and Development
 - ❑ Emphasis is placed on creativity, structure, problem solving
-

Topics Covered

- ☐ Basic Review from Previous Computer Graphics Class
 - ☐ History and Current Trends in Web
 - ☐ Interface Design
 - ☐ Interactivity and Animation
 - ☐ Basic HTML, XHTML, CSS, Java, Action Script
 - ☐ How to select appropriate Color, Graphics, Type
 - ☐ File structure/formatting files for the Web
 - ☐ Web Authoring/Web Hosting
 - ☐ Internet Safety
 - ☐ Using Appropriate Web Design Software:
 - Photoshop, Illustrator, Dreamweaver, Flash, and Microsoft Office
-

Required Supplies



- ☐ Pen or pencil for Notes
 - ☐ Sketchbook or composition notebook blank or gridlines for Website planning and development
 - ☐ Three ring binder for portfolio
-

Attendance and Late(s)

- ❑ Students must be prepared and ready to work when the bell rings
 - ❑ If students are not in the laboratory when the bell rings, then it counts as a late
 - ❑ 4 Late(s) = 1 Detention & 1 illegal absence
 - ❑ 10 illegal Absences = No Credit for Course & Dropped
 - ❑ Participation Points will be deducted
 - ❑ Students are responsible for seeking help on own time to makeup missed work
-

Laboratory Rules

- ☐ **No Food or Drink allowed in Lab**
 - ☐ **Fair Computer Use including:**
 - NO-Downloading Music and Videos
 - NO-Using Proxies
 - NO-Sending Unauthorized Email and Messages
 - ☐ **Maintain cleanliness of your own work station**
 - Properly Cleaning keyboard and monitor
 - Pushing in your chair after you leave
 - Cleaning materials are located in the front of the room
 - Shut-Down computers after each use
 - ☐ **No Electronic Devices are to be ON or VISIBLE**
 - No Headphone Wires Hanging Out
 - No Phone Use or Text Messaging
 - All Phones WILL BE confiscated and returned to your Grade Level Administrator
 - Emergency situations do arise, ask instructor if you need to contact home
-

Class Code of Conduct

- ☐ Be in class regularly and on time
- ☐ Be prepared and ready to work
- ☐ No Profanity
- ☐ Respect yourself
- ☐ Respect each other
- ☐ Respect Lab Equipment



Cheating – What is it?

- ❑ Copying from someone else's examination or using cheat sheets
- ❑ Copying someone else's class work, tutorials, assignment, etc...
- ❑ Submitting an assignment for which credit was previously received in this or another course
- ❑ All violators will receive a grade of a zero (0).



Project Due Dates

- ❑ Assignment Due Dates are given well in advance
- ❑ Assignment grades will be reduced 5 points for each class day, after 5 class days a grade of zero (0) will be given
- ❑ An illegal absence does not excuse you from turning work in on time.



Extra Help

- ❑ Instructor will be available after school on a first come-first serve basis.
- ❑ Appointments and Pre-signed passes will be given for Period's) 2,5, & 8
- ❑ If you are absent, see me ASAP... Don't get left behind!



Course Content

What will you learn in Web Design...

History and Current Trends

- ☐ First Networks
 - ☐ Internet used in Military
 - ☐ Internet used in Business
 - ☐ Internet for Personal Use
 - ☐ Future of the Web
-

Basic Computer Operation

- ❑ Computer hardware components
- ❑ File management systems
- ❑ Mac OSX Operation
- ❑ Computers used in Industry (Mac vs. PC)



Programming for Web Design

- ☐ HTML
- ☐ XHTML
- ☐ Action Script
- ☐ Java Script

```
<HTML>
<HEAD> <BASE TARGET="_self">
<TITLE>Main</TITLE>
</HEAD>
<style type="text/css"> a.one:link {color:
#0000ff} a.one:visited {color: #0000ff}
a.one:hover {color: #3366ff} </style>
<BODY BGCOLOR="#FFFFFF"
LINK="#6666FF" topmargin=0>
<!-- <CENTER> -->

```

Photoshop for Web Design

- ❑ Creating and Optimizing Web Graphics
- ❑ Rollovers
- ❑ Navigation

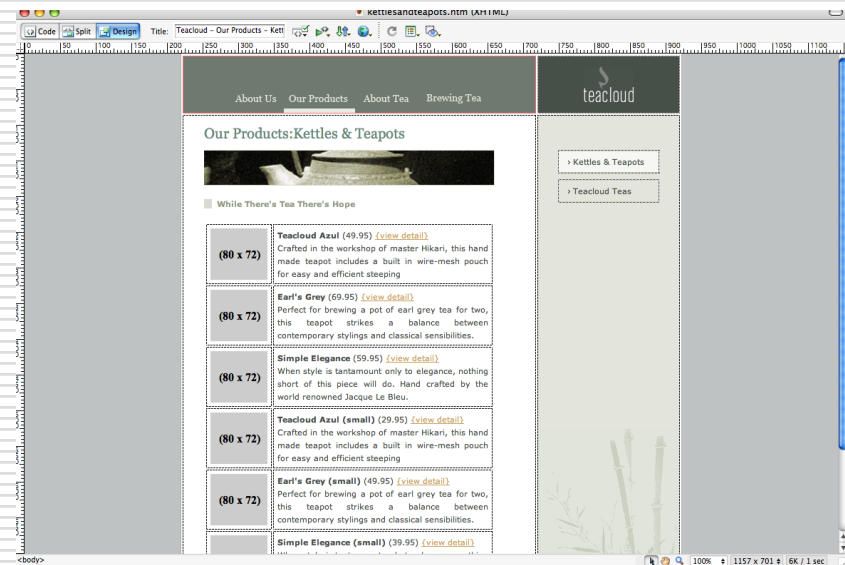


Flash and Illustrator in Web Design

- ❑ Interactivity and Animation
 - ❑ Creating Interactive Navigation Systems
 - ❑ Incorporating Illustrator with Flash and Photoshop
 - ❑ Embedding Videos and Sound for Web Design
-



Dreamweaver

- ❑ Navigation
- ❑ Page Layout
- ❑ Cascading Style Sheets
- ❑ Frames
- ❑ Site File Structure
- ❑ File Structure
- ❑ Importing Imagery and video from Flash, Photoshop, and Illustrator



Introduction to Flash

- ☐ Introduction to Computer Animation
- ☐ Introduction to Game Design
- ☐ Animation for Web and Internet Technologies



Any Questions?

