

OPERATION SAFE STOP

An Educational Campaign by the New York Association for Pupil Transportation

**Prepared by NYAPT through the National Highway
Transportation Safety Administration under a grant from the
Governor's Traffic Safety Committee**



Operation Safe Stop

Education and Enforcement Program

A program funded by the National Highway Traffic Safety Administration with a grant from the New York State Governor's Traffic Safety Committee.



The background of the slide is a photograph of a yellow school bus. The top portion shows the roof and rear window area, while the bottom portion shows the front grille and headlight area. A red rectangular box is overlaid on the top left of the bus image, containing the title text.

What is Operation Safe Stop?

Operation Safe Stop is supported by the:

- 👉 New York State Governor's Traffic Safety Committee**
- 👉 New York State Education Department**
- 👉 New York Association for Pupil Transportation**
- 👉 New York School Bus Contractors Association**
- 👉 State, county & local law enforcement agencies**





Our Mission:

**To promote
School Bus Safety
through
Education & Enforcement,
Outreach & Partnerships.**

The Problem

- Every day an estimated **50,000** motorists will illegally pass stopped school buses with their red lights flashing.
- In the past two school years, passing motorists hit and killed **2** students outside the school bus.
- In the past two school years, passing motorists injured **69** children outside their school bus.
- Passing motorists are the **2nd** leading cause of student fatalities

The Law States:

- Drivers must  when school bus **red lights** are flashing.
- Even on divided, multilane highways or school grounds, drivers must  for school bus with *red lights* flashing.
- Penalties for illegally passing a stopped school bus range from **\$250-\$1,000** in fines, points on your license; and/or possible imprisonment.

You should know:

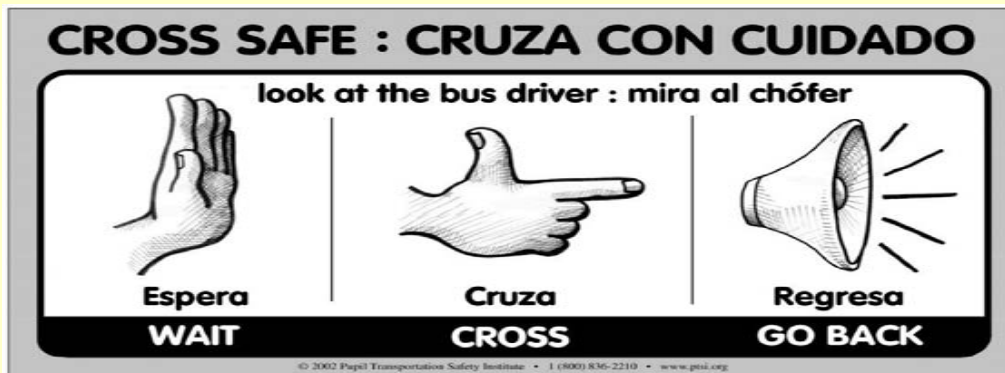
- School bus drivers are required by law to use the **red school bus lights** when loading or unloading passengers, and must keep the **red lights** lighted while students are being received or discharged.
- Whenever the **red school bus lights** are flashing there are school children around...that means:
- All vehicles including other school buses, police, fire and ambulance vehicles must stop for the flashing **red school bus lights**.

Continued:

- The **yellow flashing lights** are activated to **warn** other motorists that the bus will be **stopping**. It is a **warning** that the bus is approaching a stop.
- If the bus doesn't move right away, there is a safety reason. Please be patient and do not move your vehicle until the **red lights** are no longer flashing.
- School bus drivers are prohibited from moving the bus if there are students closer than 15 feet to the school bus.

As a Parent, You Should Know

- School bus drivers are trained in proper procedures for loading and unloading your children. The State Education Dept. has adopted a **universal crossing signal** for the driver and your child to use. (see below)
- Your child will be instructed by the driver to establish eye contact and remember:
"I see you, you see me."



Parents continued:

- When all is clear the driver will use the “**universal crossing signal**” to tell you it is safe for the student to cross.
- If you will be meeting your child at the bus stop, wait on the side of the road till the door opens on, and *when the driver signals*, cross with your child.
- Teach your child to look **both** ways even though the driver has given the signal.
- If you/your child see an oncoming vehicle or the driver blows the horn, **return** to the protection of the bus.

A background image of a yellow school bus, showing the front and side panels. The bus is slightly out of focus, with a clear view of the front headlight and the side mirror area. The sky is a pale blue.

Parents continued:

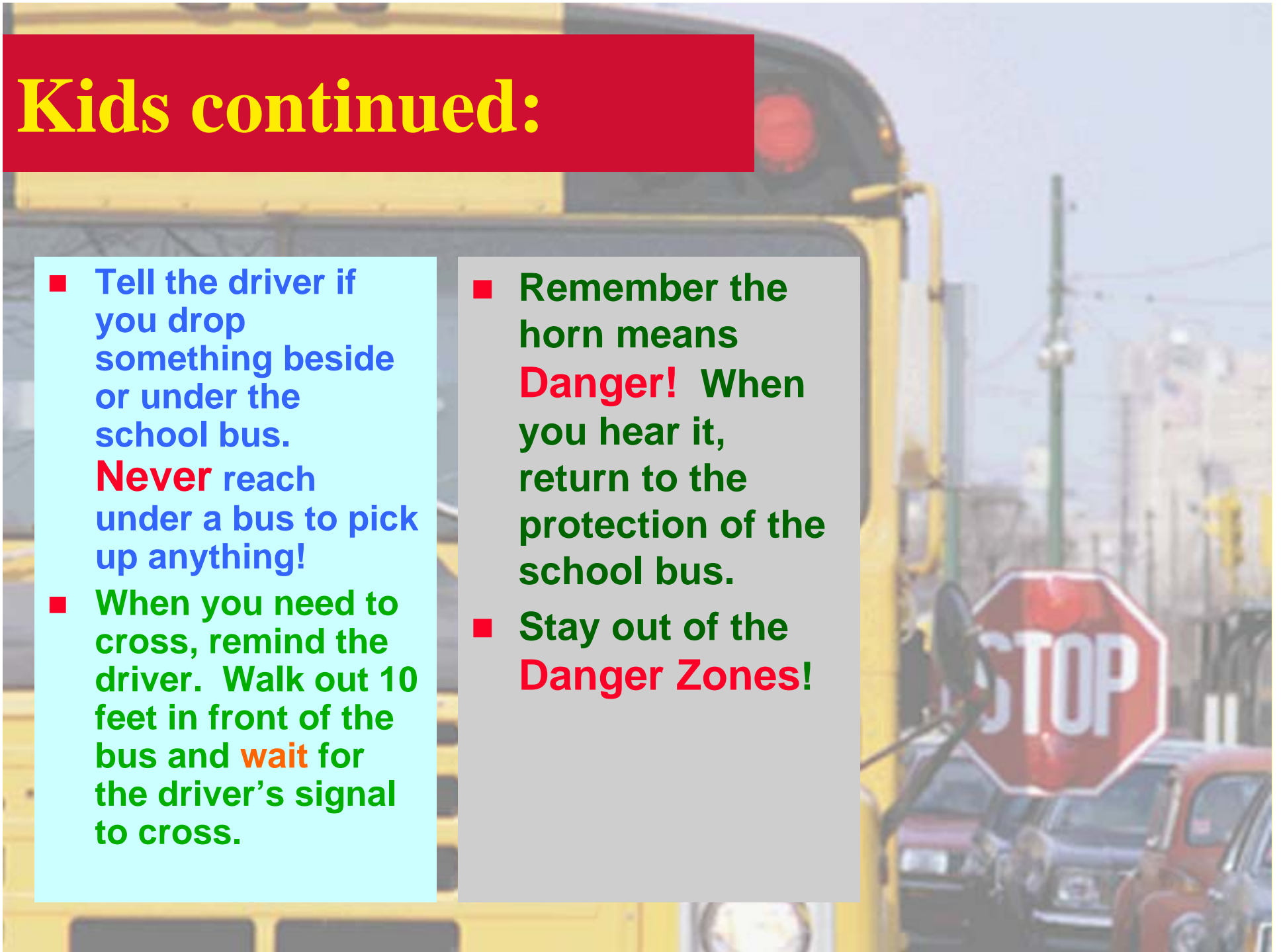
- **Encourage** the use of a backpack to eliminate the possibility of your child dropping objects and having to run back into the road and retrieve them.
- **Don't** let your child wear dangling objects from their clothes or backpacks. Such items could get caught on the bus and cause a *serious accident*.

What kids should know:

- Arrive at the bus stop 5 minutes *early*.
- Walk on a sidewalk or along the side of the road to get to your bus stop.
- Stand at least 5 giant steps (10 feet) back from the road.
- Wait until the bus comes to a complete stop and the driver signals that it is “OK” to board the bus.
- Walk **in front** of the bus; never behind the bus.
- Be *sure* you can see the driver & the driver can see you. “I see you; You see me.”

Kids continued:

- Tell the driver if you drop something beside or under the school bus. **Never** reach under a bus to pick up anything!
- When you need to cross, remind the driver. Walk out 10 feet in front of the bus and **wait** for the driver's signal to cross.
- Remember the horn means **Danger!** When you hear it, return to the protection of the school bus.
- Stay out of the **Danger Zones!**



During the ride:

- **Always** sit fully in the seat and face forward.
- **Do Not** distract the driver.
- **Never** stand in a moving bus.
- **Obey** the driver.
- **Speak** in a low, classroom voice.
- **Never** stick anything out the windows of the school bus.

Operation Safe Stop

- Passing motorist fatalities are the 2nd leading cause of school bus fatalities in New York State.
- School bus safety is a team effort...and our school bus safety team needs the cooperation of the motoring public!
- Nothing is more precious than a child's life.
- The memory of hitting or killing a child may be one you carry with you for the rest of your life.

Operation Safe Stop

- Don't become a ***statistic yourself...and don't make a child become a statistic***
- Do not pass a stopped school bus with its ***red lights flashing.***
- Please be patient at school bus **stops.**

Operation Safe Stop

Thank you for learning about what makes a safe school bus stop.

We need everyone's help to ensure that every school bus stop is a
“Safe Stop.”



A program funded by the National Highway Traffic Safety Administration with a grant from the New York State Governor's Traffic Safety Committee.





THANK YOU!

- ...on behalf of the school bus drivers who trust you to watch and stop for the Red Lights...
- ...and on Behalf of the 2.3 million children who board and leave our school buses 1,656,000,000 times in each school year...

**WE THANK YOU FOR
STOPPING!!**