



The Acuity Student Experience

A fresh new look and
enhanced functionality for the next
generation of student assessment

Best viewed in Slide Show Mode



The New Student Dashboard

Introducing a new look and feel for Acuity students:
Familiar design features with new options for a great student experience

The screenshot shows the Acuity Student Dashboard interface. At the top left is the Acuity logo. At the top right, it says "Welcome, Alyssa Ainsworth! 5th Grade, CC School" with links for "Reload Page", "Help", and "Logout". Below the header is a navigation bar with four buttons: "HOME" (orange), "ASSESSMENTS" (light blue), "STUDY" (light blue), and "REPORTS" (light blue). The main content area displays a personalized message: "Hi Alyssa! What would you like to do?" followed by "You have 3 Assessment Assignments" and "You have 8 Study Assignments".

Assessments

Shows all assessments in an easy-to-read list




The screenshot shows the Acuity user interface. At the top, there is a dark blue header with the Acuity logo on the left, and the user's name 'Alyssa Ainsworth!', grade '5th Grade, CC School', and links for 'Reload Page', 'Help', and 'Logout' on the right. Below the header is a navigation bar with four buttons: 'HOME' (house icon), 'ASSESSMENTS' (notepad icon, highlighted in orange), 'STUDY' (books icon), and 'REPORTS' (bar chart icon). The main content area has a light green background and contains the following text: 'You have 1 Assessment Assignments that you need to complete.' and 'You have 2 Assessment Assignments that you need to start.' Below this, a section titled 'All Assessments (3)' lists three items:

Assessment Title	Subject	Progress	Action
Acuity Common Core Math Grade 5 Diagnostic...	Mathematics, Diagnostic	0% Completed	Continue
Acuity Common Core LA Grade 5 Diagnostic F...	Language Arts, Diagnostic	Not Started	Start
Acuity Progress Monitoring Math Grade 5 Fo...	Mathematics, Diagnostic	Not Started	Start

Students begin testing with the familiar Acuity stoplight



Welcome Alyssa Ainsworth

 Language Arts



Click on green light to Start.

Students feel confident with familiar testing procedures...



Welcome alyssa ainsworth

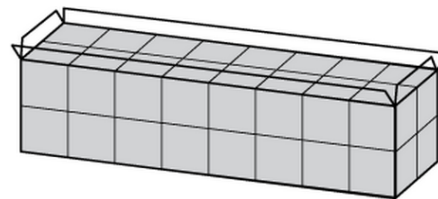
Question 9 of 22



<< Back

Next >>

The picture below shows how a large box was packed with 32 smaller boxes.



Each of the smaller boxes is 1 cubic foot in volume. What is the volume of the large box?

- A 16 cubic feet
- B 24 cubic feet
- C 25 cubic feet
- D 32 cubic feet

First <<

1

2

3

4

5

6

7

8

9

10 >>

Last

Review this item later

Enter Item Number

Go

<< Back

Next >>

Mc
Graw
Hill
Education

CTB

Copyright © 2013 CTB/McGraw-Hill LLC.

...and benefit from enhanced features like item-to-item navigation

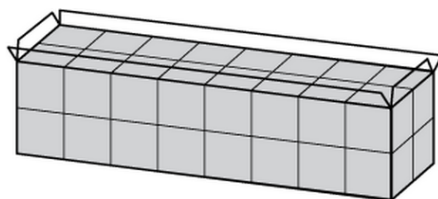


Welcome alyssa ainsworth

Question 9 of 22



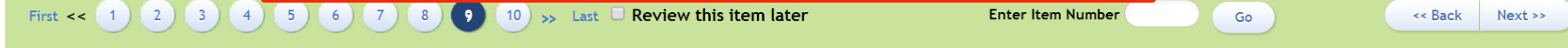

The picture below shows how a large box was packed with 32 smaller boxes.



- A 16 cubic feet
- B 24 cubic feet
- C 25 cubic feet
- D 32 cubic feet

Each of the smaller boxes is 1 cubic foot in volume. What is the volume of the large box?

Bigger, easy-to-read numbers help students navigate through the test.

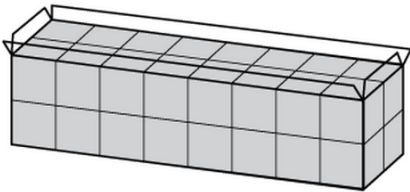


...or the “enter item number” to skip to a specific item



Welcome alyssa ainsworth Question 9 of 22

The picture below shows how a large box was packed with 32 smaller boxes.



Each of the smaller boxes is 1 cubic foot in volume. What is the volume of the large box?

- A 16 cubic feet
- B 24 cubic feet
- C 25 cubic feet
- D 32 cubic feet

Students can skip forward or backward to a specific item by entering the item number.

Enter Item Number

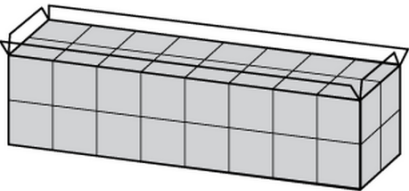
First << 1 2 3 4 5 6 7 8 **9** 10 >> Last Review this item later

...and, of course, tag a tricky item for a quick final review



Welcome alyssa ainsworth Question 9 of 22

The picture below shows how a large box was packed with 32 smaller boxes.



Each of the smaller boxes is 1 cubic foot in volume. What is the volume of the large box?

- A 16 cubic feet
- B 24 cubic feet
- C 25 cubic feet
- D 32 cubic feet

Students can bookmark items that need a quick review before the test is submitted for scoring.

Review this item later

First << 1 2 3 4 5 6 7 8 9 10 >> Last Review this item later Enter Item Number Go << Back Next >>

Acuity Reports by Subject



ACUITY

Welcome, Alyssa Ainsworth!
5th Grade, CC School

Reload Page Help Logout

HOME ASSESSMENTS STUDY **REPORTS**

Pick a subject.

LANGUAGE ARTS MATHEMATICS SCIENCE

Student Assessment Reports



Updated Acuity Student Assessment Reports and Student Progress Reports are searchable by subject.

ACUITY

Welcome, **Brett Adler!**
3rd Grade, Acuity MO 2007

Reload Page Help Logout

HOME ASSESSMENTS STUDY **REPORTS**

Back To Reports

Student Assessment Report

Brett Adler (pnst1004)
DOB: Unknown, 3rd Grade, Male, Unknown
Acuity MO 2008, Acuity MO 2007

2807_ct_1
Teacher: Abner Abraham
Class: Class Acuity MO 2007

Dates Test Completed
Test Window: 07/28/12 - 07/28/12
Test Date: 07/28/12

Assessment Delivery
Online; Untimed

Report Date
08/27/14

Summary Test Performance

Overall % Points: 567%

Overall % Points by Item Type:

Multiple-Choice Items	Constructed Response and Observational Items	Fill in the Blank	Grid-In Items	Performance Tasks

Students can see all of their scores on this dashboard view.

Instructional Resources



The screenshot shows the ACUITY user interface. At the top left is the ACUITY logo. At the top right, it says "Welcome, Alyssa Ainsworth! 5th Grade, CC School" with links for "Reload Page", "Help", and "Logout". Below the header is a navigation bar with four buttons: "HOME" (orange), "ASSESSMENTS" (light blue), "STUDY" (light blue), and "REPORTS" (light blue). The main content area displays the following text:

Hi Alyssa! What would you like to do?

You have 3 Assessment Assignments

You have 8 Study Assignments

At the bottom of the main content area, there is a copyright notice: "Copyright © 2013 by The McGraw-Hill Companies, Inc - All rights reserved".

Find All Instructional Resources...



ACUITY Welcome, Alyssa Ainsworth! 5th Grade, CC School Reload Page Help Logout

HOME ASSESSMENTS STUDY REPORTS

You have 0 Study Assignments that you need to complete.
You have 8 Study Assignments that you need to start.

Pick a subject.


ALL LANGUAGE ARTS

All Study Assignments (8) Sort by: Status Z-A

Acceleration Science Assigned on Wed Jul 18, 2012	Not Started	Start
Solve It!: Appositives Language Arts Assigned on Wed Jul 17, 2013	Not Started	Start

For students with many IRs in the queue, filtering by subject helps manage the activities assigned by the educator.

Or Search by Subject--Math Only



Easily find the right IR by filtering the queue by subject.

- Geometry Doodle**
 Mathematics
 Assigned on Tue May 20
- Multiple Choice:**
 Mathematics
 Assigned on Mon May 1

Geometry Doodle: Isometries of Reflection

To Do List:
 Find the reflection that moves the trapezoid to the dashed lines.
 20 extra points if you use the shortest number of moves!

- Rotate (90°) counter-clockwise about the origin.
- Reflect across $(y = x)$.
- Rotate (180°) about the origin.
- Reflect across the (y) -axis.

RESET SUBMIT

- Geometry Doodle: Isometries of Translation**
 Mathematics
 Assigned on Mon Apr 28, 2014
 Not Started Start



New Features for Acuity College and Career Readiness (CCR)



The new Acuity CCR assessments, available beginning September 2014, will bring technology-enhanced item types and several other features specific to the next generation of assessment:

- A new calculator, customized for students by grade
- Two-part test sessions that allow students to use the calculator in the first part of the test but not in the second part for better security.

Controlled Use of a Calculator




ACUITY Welcome Hanna Paulson

Mathematics

Mathematics Test Directions NEXT

Read the Test directions below and click the NEXT button to continue the Test

 **Calculator:** Some part of this test may allow you to use a calculator. Click on the calculator icon in the screen to use the calculator.

Instructions for Keyboard Response

The Acuity College and Career Readiness assessments allow for calculators for some items - but not for others.

Items allowing a calculator are grouped together, typically in part 1 of the assessment.

- **Mark for Review (Ctrl L)** - Identifies whether or not an item has been marked for review. If checked, the item is marked for review.
- **Answer Visibility (Ctrl O)** - Shows or hides the countdown clock for a timed test.
- **Clear (Ctrl E)** - Clears your answer choice or text.
- **Save/Exit (Ctrl S)** - Saves your progress so you can come back and complete the test at a later time. 'Save/Exit' button will not submit your test results, you must go to the last question and select the 'Finish' button to submit your test for scoring.
- **Finish (Ctrl F)** - Only appears after 'Next' button is clicked on the last question of the test or if 'Exit' button is clicked. The 'Finish' button submits your test results for scoring.
- **Exit (Ctrl X)** - The 'Exit' button redirects you to the 'Item Review' page. The 'Exit' button will not submit your test results, you must go to the 'Item Review' page by clicking on this 'Exit' button to select 'Finish' or 'Save/Exit' option and perform the desired action as mentioned above.

Copyright © 2015 by Edmentum - All rights reserved.

Calculator for Ele

Question 1 of 8

Look at this equation.

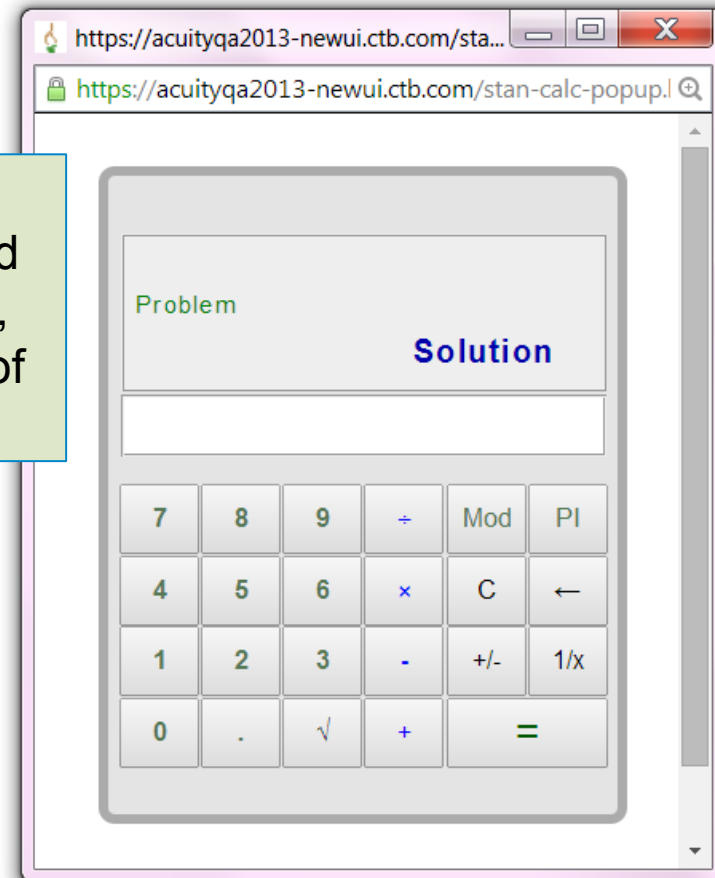
$$6p = 27$$

What is the

This basic 4-function calculator is designed for younger students, based on the grade of the assessment.

A scientific calculator will be provided to students in grades 6 – 8.

- A 27/6
- B 162
- C 21
- D 27



Two Part Assessments for Math



Welcome Hanna Paulson Question 1 of 8

Look at this equation.
 $6p = 27$
of p ?

- A 27/6
- B 162
- C 21
- D 27

The two part test design allows calculator use in only one part of the test.

In this test, students may only use calculators in part 1. They must complete part 1 before moving into part 2.

The white line separates part 1 which allows use of the calculator (items 1 – 4) from part 2 (items 4 – 8) which does not.

Students may not return to a part of the test after it has been completed.

Completing Session 1: Item Review before Part 2



Welcome Hanna Paulson

Mathematics

This completes Part1. Once you begin Part 2, you will no longer be allowed to return to Part1 to view your questions and responses.

Item Review List

Click on the item number below to continue with this test or review your answers.


Item Number	Your Response	Marked For Review	Item Number	Your Response	Marked For Review	Item Number	Your Response	Marked For Review
1	Not Answered		3	Not Answered				
2	Not Answered		4	Not Answered				


<< Back Next >>

Save/Exit or Finish Test



Mathematics

 Click on the Save & Exit Button to save your test and exit from your screen. This will not submit your answers for scoring. This will allow you to resume this test and modify your

 Click on the Finish Button, to finish your test and submit your answers for scoring. After clicking on this button you will not be able to resume this test or modify your answer.

**FINISH
TURN IN TEST**

Item Review List

Number below to c

Part 1

Item Number	Your Response	Marked For Review
1	A	
2	B	
3	B	
4	A, C, D	

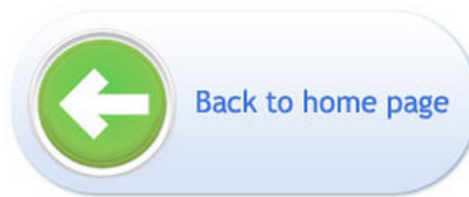
Note that part 1 of this Acuity College and Career Readiness assessment session contains traditional and technology enhanced items--multiple correct response items in this session.

Student Results Overview Page



Mathematics

Readiness test with MCR and EBSR



You have completed the test.
Click on the Back to home page button on top to continue.

Test Summary

Total Questions: 8

Questions Scored: 8

Number Correct: 4

Questions to be scored
by Teacher: 0

The New Acuity Student Experience



ACUITY

Welcome, **Alyssa Ainsworth!**
5th Grade, CC School

Reload Page Help Logout

HOME ASSESSMENTS STUDY REPORTS

Hi Alyssa! What would you like to do?

You have 3 Assessment Assignments

You have 8 Study Assignments



Thank You!